



 **METRA**
AUSTRALIA

HPL MATERIAL SPECIALISTS

High-pressure laminate is the direct decedent of the original plastic laminate. It is considered to be one of the most durable decorative surface materials and is available with special performance properties including chemical, fire and wear resistant.


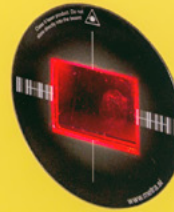
SECURE STORAGE
SOLUTIONS



FULL
LENGTH
DOOR
HINGES
WITHSTAND
120kg

ELECTRONIC LOCKING

Electronic locking system user interfaces range from central reader, offering simple 4-digit display, to a touch screen terminal incorporating customer's brand design, to a user friendly system with RFID reader installed on each locker door.



CENTRALISED
TECHNOLOGY

582

584

585

587



583

586

588

RFID
TECHNOLOGY

A photograph of a swimming pool area with a row of yellow lockers in the foreground. The lockers are numbered, with '33' and '37' visible. The background shows a swimming pool with lane lines and a white structural beam. The text 'CORROSION-FREE LOCKERS FOR ALL ENVIRONMENTS' is overlaid in a white box in the upper right corner.

CORROSION-FREE
LOCKERS FOR ALL
ENVIRONMENTS



STYLISH, MODERN
DESIGNS



CLASS-LEADING SOLUTIONS

With innovative design and corrosion proof materials, our customers enjoy a reliable and modern system that will stand the test of time.







LONG-LASTING
CONSTRUCTION





ATTRACTIVE AND ERGONOMIC

Enhance your locker room area with quality seating and hanging rails, available in a range of lengths and widths.



A close-up photograph of two parallel wooden slats, likely for a bench or chair. The wood has a rich, dark brown stain and a prominent, wavy grain pattern. The slats are positioned diagonally across the frame. In the background, a black metal chair leg is visible. On the left side of the image, there is a vertical strip showing a collage of different material samples, including a light-colored wood, a dark wood, and a blue fabric.


QUALITY SEATING ENVIRONMENTS

Choose from a wide selection of high-performance, durable and comfortable seating options suitable for wet and dry areas.



SOPHISTICATED, FUNCTIONAL

Flexible hanging rail design possibilities that can be custom made to suit your needs.



TYPE 1-TL-300-500

NUMBER OF TIERS IN HEIGHT	LOCKER TYPE	MODULAR WIDTH	MODULAR DEPTH
1	TL	300	500



AVAILABLE SIZES

MODULE MEASURE	MODULAR WIDTH (mm) CENTRE TO CENTRE					MODULAR DEPTH (mm)			HEIGHT
	200mm	250mm	300mm	400mm	500mm	300mm	400mm	500mm	1820mm
INSIDE MEASURE	192mm	242mm	292mm	392mm	492mm	284mm	384mm	484mm	1804mm

USE OF MATERIALS	OPTIONS AND EXTRAS	OPTIONS AND EXTRAS
Tiers: Compact HPL 13mm Side panel: Compact HPL 8/13mm Bottom: Compact HPL 8mm Top panel: Compact HPL 8mm Shelves: Compact HPL 8mm Rear Wall: Compact HPL 2.5mm Hinges: Aluminium profile hinge P2005 self-closing	Coin return lock fixed cylinder Coin return lock removable cylinder Coin retain lock fixed cylinder Coin retain lock removable cylinder Cylinder lock Electronic locking system - PIN code online/offline - Card reader online/offline	Self-closing hinges Sloping top (angle 30°) Top panel vertical HPL plinth 180 mm Basement Stainless steel Basement galvanised steel, powder-coated Locker Bench Basement Anchor hooks Cloth rod with 3 hooks Engraved numbers Wristbands Wall connection Ventilation holes (door, top, rear) Fan

*Each locker is equipped with a shelf

TYPE 2-TL-300-500

NUMBER OF TIERS IN HEIGHT	LOCKER TYPE	MODULAR WIDTH	MODULAR DEPTH
2	TL	300	500



AVAILABLE SIZES

MODULE MEASURE	MODULAR WIDTH (mm) CENTRE TO CENTRE					MODULAR DEPTH (mm)			HEIGHT
	200mm	250mm	300mm	400mm	500mm	300mm	400mm	500mm	1820mm
INSIDE MEASURE	192mm	242mm	292mm	392mm	492mm	284mm	384mm	484mm	898mm

USE OF MATERIALS	OPTIONS AND EXTRAS	OPTIONS AND EXTRAS
Tiers: Compact HPL 13mm Side panel: Compact HPL 8/13mm Bottom: Compact HPL 8mm Top panel: Compact HPL 8mm Shelves: Compact HPL 8mm Rear Wall: Compact HPL 2.5mm Hinges: Aluminium profile hinge P2005 self-closing	Coin return lock fixed cylinder Coin return lock removable cylinder Coin retain lock fixed cylinder Coin retain lock removable cylinder Cylinder lock Electronic locking system - PIN code online/offline - Card reader online/offline	Self-closing hinges Sloping top (angle 30°) Top panel vertical HPL plinth 180 mm Basement Stainless steel Basement galvanised steel, powder-coated Locker Bench Basement Anchor hooks Cloth rod with 3 hooks Engraved numbers Wristbands Wall connection Ventilation holes (door, top, rear) Fan

*Each locker is equipped with a shelf

TYPE 3-TL-300-500

NUMBER OF TIERS IN HEIGHT	LOCKER TYPE	MODULAR WIDTH	MODULAR DEPTH
3	TL	300	500



AVAILABLE SIZES

MODULE MEASURE	MODULAR WIDTH (mm) CENTRE TO CENTRE					MODULAR DEPTH (mm)			HEIGHT
	200mm	250mm	300mm	400mm	500mm	300mm	400mm	500mm	1820mm
INSIDE MEASURE	192mm	242mm	292mm	392mm	492mm	284mm	384mm	484mm	595mm

USE OF MATERIALS	OPTIONS AND EXTRAS	OPTIONS AND EXTRAS
Tiers: Compact HPL 13mm Side panel: Compact HPL 8/13mm Bottom: Compact HPL 8mm Top panel: Compact HPL 8mm Shelves: Compact HPL 8mm Rear Wall: Compact HPL 2.5mm Hinges: Aluminium profile hinge P2005 self-closing	Coin return lock fixed cylinder Coin return lock removable cylinder Coin retain lock fixed cylinder Coin retain lock removable cylinder Cylinder lock Electronic locking system - PIN code online/offline - Card reader online/offline	Self-closing hinges Sloping top (angle 30°) Top panel vertical HPL plinth 180 mm Basement Stainless steel Basement galvanised steel, powder-coated Locker Bench Basement Anchor hooks Cloth rod with 3 hooks Engraved numbers Wristbands Wall connection Ventilation holes (door, top, rear) Fan

*Each locker is equipped with a shelf

TYPE 4-TL-300-500

NUMBER OF TIERS IN HEIGHT	LOCKER TYPE	MODULAR WIDTH	MODULAR DEPTH
4	TL	300	500



AVAILABLE SIZES

MODULE MEASURE	MODULAR WIDTH (mm) CENTRE TO CENTRE					MODULAR DEPTH (mm)			HEIGHT
	200mm	250mm	300mm	400mm	500mm	300mm	400mm	500mm	1820mm
INSIDE MEASURE	192mm	242mm	292mm	392mm	492mm	284mm	384mm	484mm	445mm

USE OF MATERIALS	OPTIONS AND EXTRAS	OPTIONS AND EXTRAS
Tiers: Compact HPL 13mm Side panel: Compact HPL 8/13mm Bottom: Compact HPL 8mm Top panel: Compact HPL 8mm Shelves: Compact HPL 8mm Rear Wall: Compact HPL 2.5mm Hinges: Aluminium profile hinge P2005 self-closing	Coin return lock fixed cylinder Coin return lock removable cylinder Coin retain lock fixed cylinder Coin retain lock removable cylinder Cylinder lock Electronic locking system - PIN code online/offline - Card reader online/offline	Self-closing hinges Sloping top (angle 30°) Top panel vertical HPL plinth 180 mm Basement Stainless steel Basement galvanised steel, powder-coated Locker Bench Basement Anchor hooks Cloth rod with 3 hooks Engraved numbers Wristbands Wall connection Ventilation holes (door, top, rear) Fan

*Each locker is equipped with a shelf

TYPE 5-TL-300-500

NUMBER OF TIERS IN HEIGHT	LOCKER TYPE	MODULAR WIDTH	MODULAR DEPTH
5	TL	300	500



AVAILABLE SIZES

MODULE MEASURE	MODULAR WIDTH (mm) CENTRE TO CENTRE					MODULAR DEPTH (mm)			HEIGHT
	200mm	250mm	300mm	400mm	500mm	300mm	400mm	500mm	1820mm
INSIDE MEASURE	192mm	242mm	292mm	392mm	492mm	284mm	384mm	484mm	354mm

USE OF MATERIALS	OPTIONS AND EXTRAS	OPTIONS AND EXTRAS
Tiers: Compact HPL 13mm Side panel: Compact HPL 8/13mm Bottom: Compact HPL 8mm Top panel: Compact HPL 8mm Shelves: Compact HPL 8mm Rear Wall: Compact HPL 2.5mm Hinges: Aluminium profile hinge P2005 self-closing	Coin return lock fixed cylinder Coin return lock removable cylinder Coin retain lock fixed cylinder Coin retain lock removable cylinder Cylinder lock Electronic locking system - PIN code online/offline - Card reader online/offline	Self-closing hinges Sloping top (angle 30°) Top panel vertical HPL plinth 180 mm Basement Stainless steel Basement galvanised steel, powder-coated Locker Bench Basement Anchor hooks Cloth rod with 3 hooks Engraved numbers Wristbands Wall connection Ventilation holes (door, top, rear) Fan

*Each locker is equipped with a shelf

TYPE 2-TLZ-300-500

NUMBER OF TIERS IN HEIGHT	LOCKER TYPE	MODULAR WIDTH	MODULAR DEPTH
2	TLZ	300	500



AVAILABLE SIZES

MODULE MEASURE	MODULAR WIDTH (mm) CENTRE TO CENTRE					MODULAR DEPTH (mm)			HEIGHT
	200mm	250mm	300mm	400mm	500mm	300mm	400mm	500mm	1820mm
INSIDE MEASURE	192/92mm	242/117mm	292/142mm	392/192mm	492/242mm	284mm	384mm	484mm	1804mm

USE OF MATERIALS	OPTIONS AND EXTRAS	OPTIONS AND EXTRAS
Tiers: Compact HPL 13mm Side panel: Compact HPL 8/13mm Bottom: Compact HPL 8mm Top panel: Compact HPL 8mm Shelves: Compact HPL 8mm Rear Wall: Compact HPL 2.5mm Hinges: Aluminium profile hinge P2005 self-closing	Coin return lock fixed cylinder Coin return lock removable cylinder Coin retain lock fixed cylinder Coin retain lock removable cylinder Cylinder lock Electronic locking system - PIN code online/offline - Card reader online/offline	Self-closing hinges Sloping top (angle 30°) Top panel vertical HPL plinth 180 mm Basement Stainless steel Basement galvanised steel, powder-coated Locker Bench Basement Anchor hooks Cloth rod with 3 hooks Engraved numbers Wristbands Wall connection Ventilation holes (door, top, rear) Fan

*Each locker is equipped with a shelf

METRA AUSTRALIA

PO Box 531, Moonee Ponds, Victoria, Australia 3039

1300 METRA AUS

www.metraus.com.au